

# Elbert County, CO

## Residential Market Statistics

Year to Date through November 2021

Provided By:



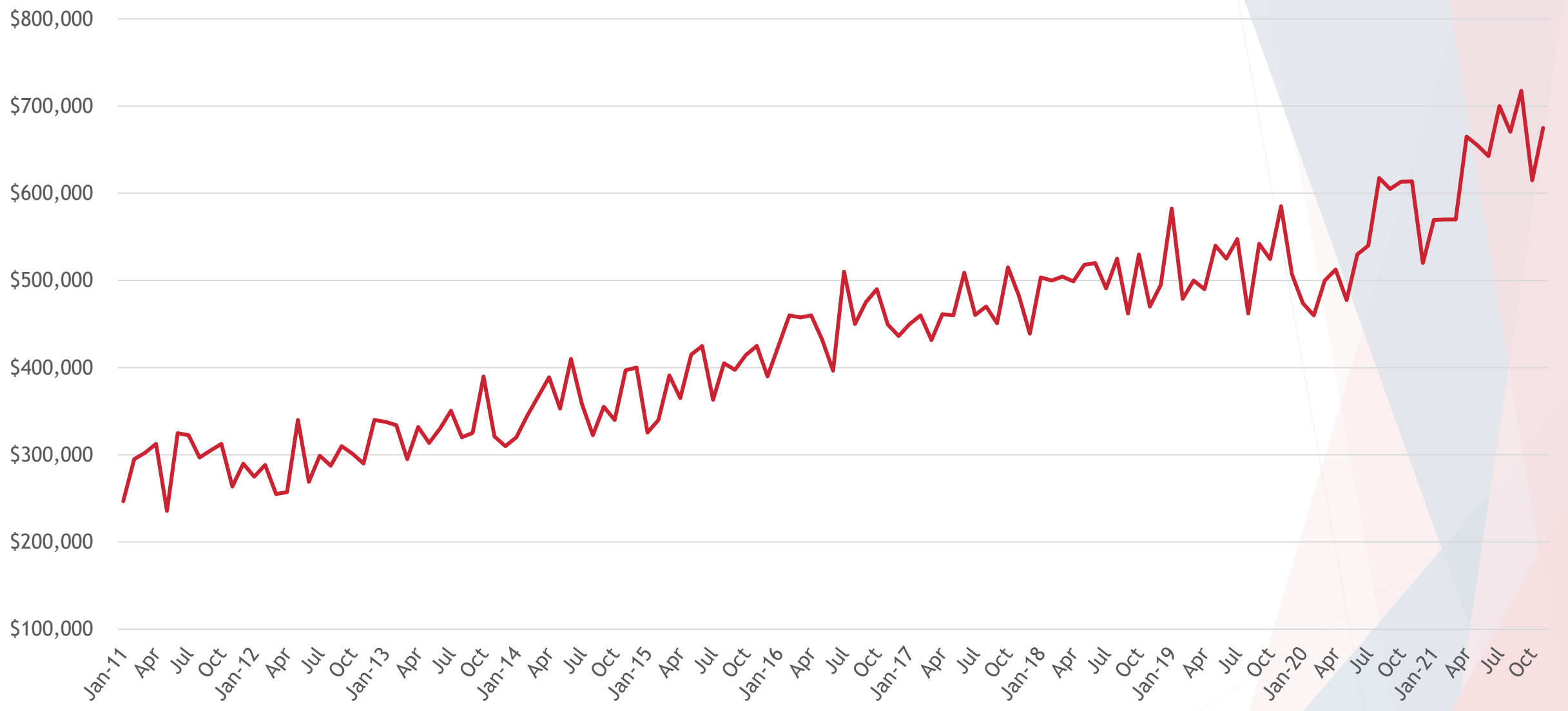
**RE/MAX**  
**ALLIANCE**

7437 Village Square Dr. #105, Castle Pines, CO 80108 | 303-865-3400

Each office independently owned & operated  

# HISTORICAL MEDIAN SALES PRICE • DETACHED HOMES

ELBERT COUNTY, CO



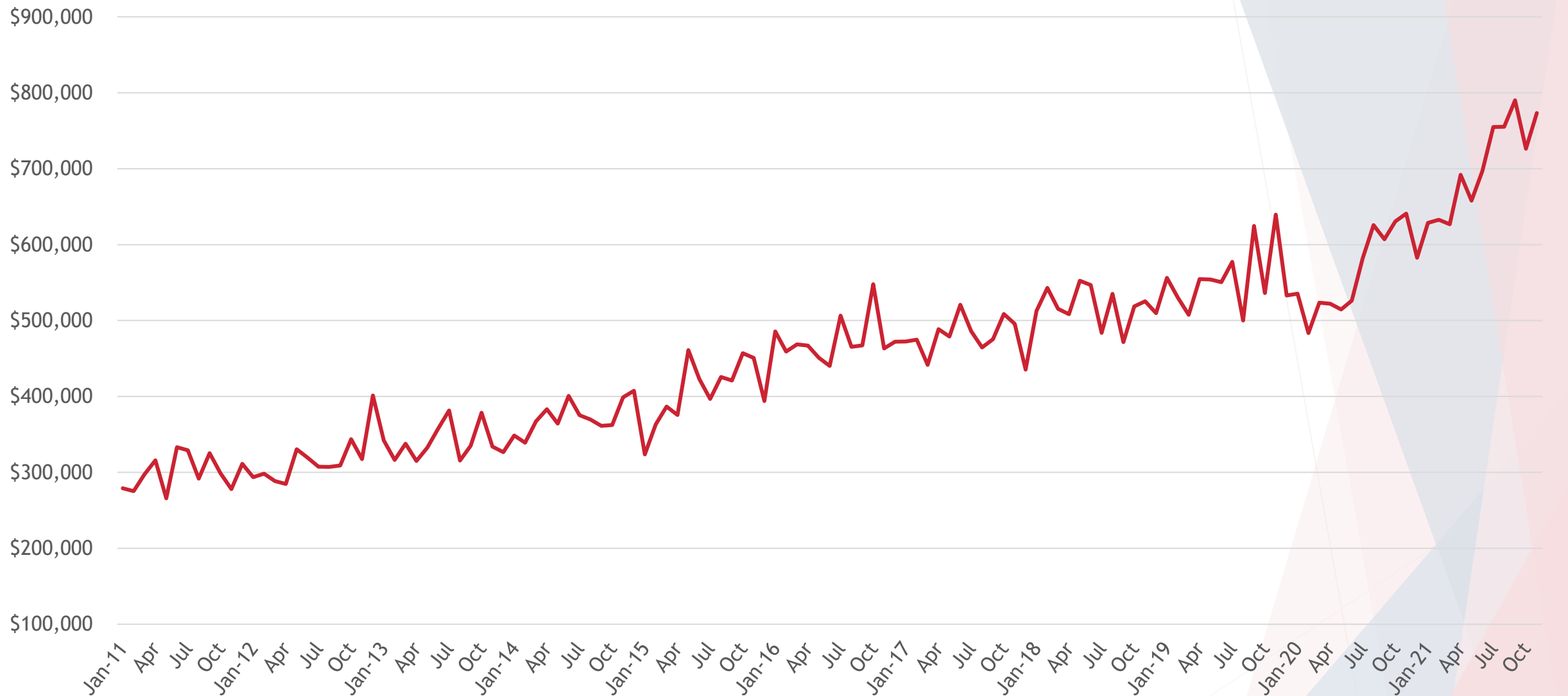
Based on information from REcolorado®, Inc. for the period January 1<sup>st</sup> 2011 through November 30<sup>th</sup> 2021 of detached single family homes in Elbert County, CO • Not all properties were listed and/or sold by RE/MAX Alliance. • This representation is based in whole or in part on content supplied by REcolorado®, Inc. REcolorado®, Inc. does not guarantee nor is it in any way responsible for its accuracy. Content maintained by REcolorado®, Inc. may not reflect all real estate activity in the market.



**RE/MAX**  
**ALLIANCE**

# HISTORICAL AVERAGE SALES PRICE • DETACHED HOMES

ELBERT COUNTY, CO



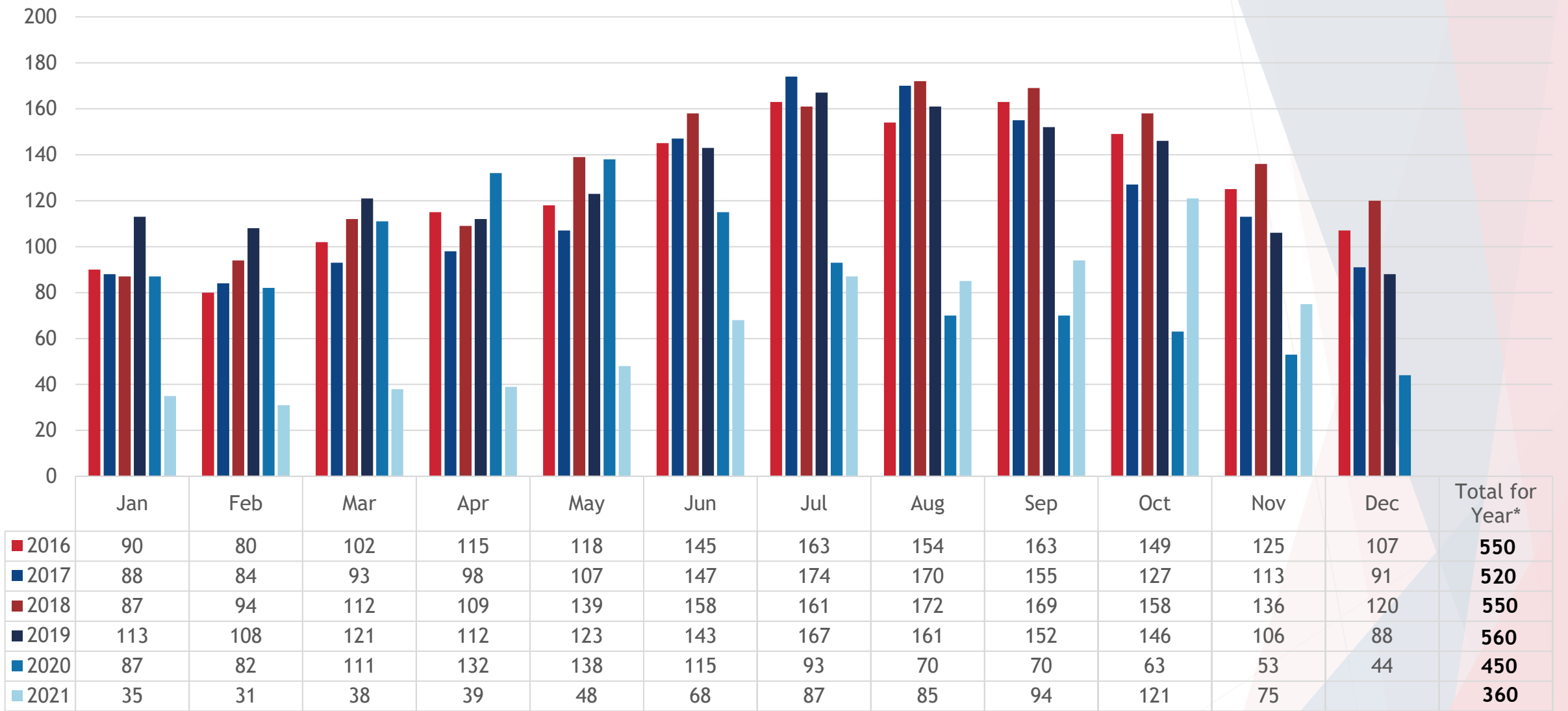
Based on information from REcolorado®, Inc. for the period January 1<sup>st</sup> 2011 through November 30<sup>th</sup> 2021 of detached single family homes in Elbert County, CO • Not all properties were listed and/or sold by RE/MAX Alliance. • This representation is based in whole or in part on content supplied by REcolorado®, Inc. REcolorado®, Inc. does not guarantee nor is it in any way responsible for its accuracy. Content maintained by REcolorado®, Inc. may not reflect all real estate activity in the market.



**RE/MAX**  
**ALLIANCE**

# RESIDENTIAL INVENTORY • DETACHED HOMES

ELBERT COUNTY, CO



Based on information from REcolorado®, Inc. for the period January 1<sup>st</sup> 2016 through November 30<sup>th</sup> 2021 of detached single family homes in Elbert County, CO • Not all properties were listed and/or sold by RE/MAX Alliance. • This representation is based in whole or in part on content supplied by REcolorado®, Inc. REcolorado®, Inc. does not guarantee nor is it in any way responsible for its accuracy. Content maintained by REcolorado®, Inc. may not reflect all real estate activity in the market.

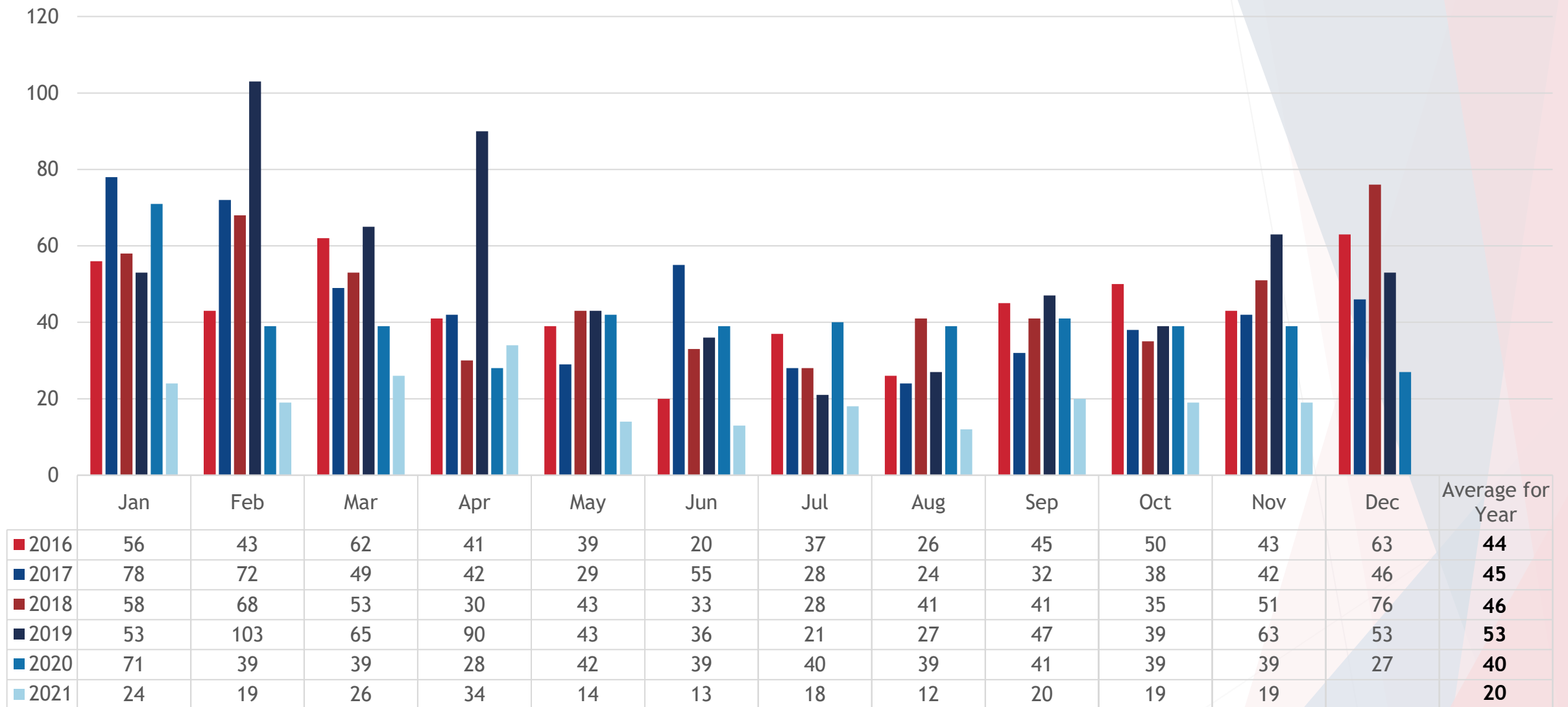
\*Approximate total number of listings for the year.



**RE/MAX**  
**ALLIANCE**

# AVERAGE DAYS ON MARKET • DETACHED HOMES

ELBERT COUNTY, CO



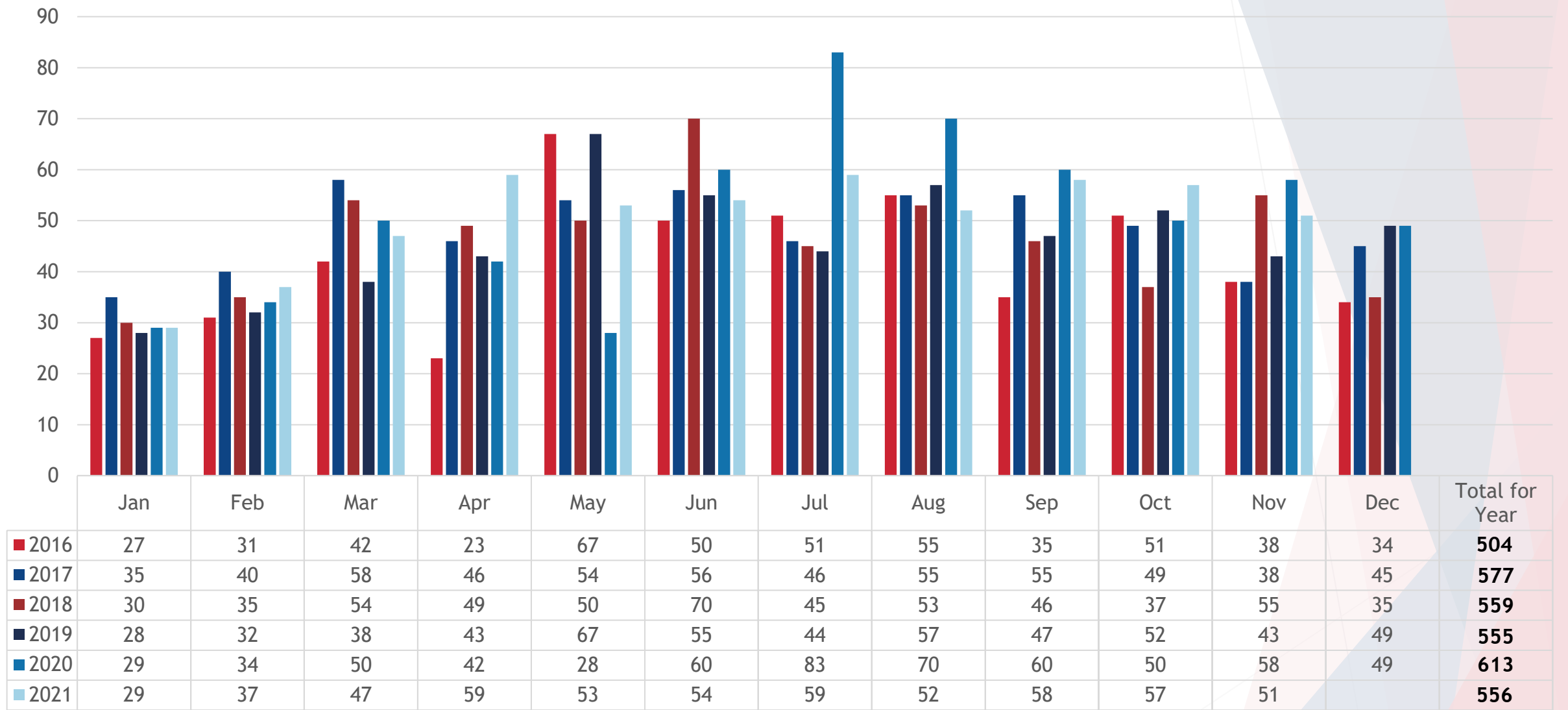
Based on information from REcolorado®, Inc. for the period January 1<sup>st</sup> 2016 through November 30<sup>th</sup> 2021 of detached single family homes in Elbert County, CO • Not all properties were listed and/or sold by RE/MAX Alliance. • This representation is based in whole or in part on content supplied by REcolorado®, Inc. REcolorado®, Inc. does not guarantee nor is it in any way responsible for its accuracy. Content maintained by REcolorado®, Inc. may not reflect all real estate activity in the market.



**RE/MAX**  
**ALLIANCE**

# NUMBER OF SALES • DETACHED HOMES

ELBERT COUNTY, CO



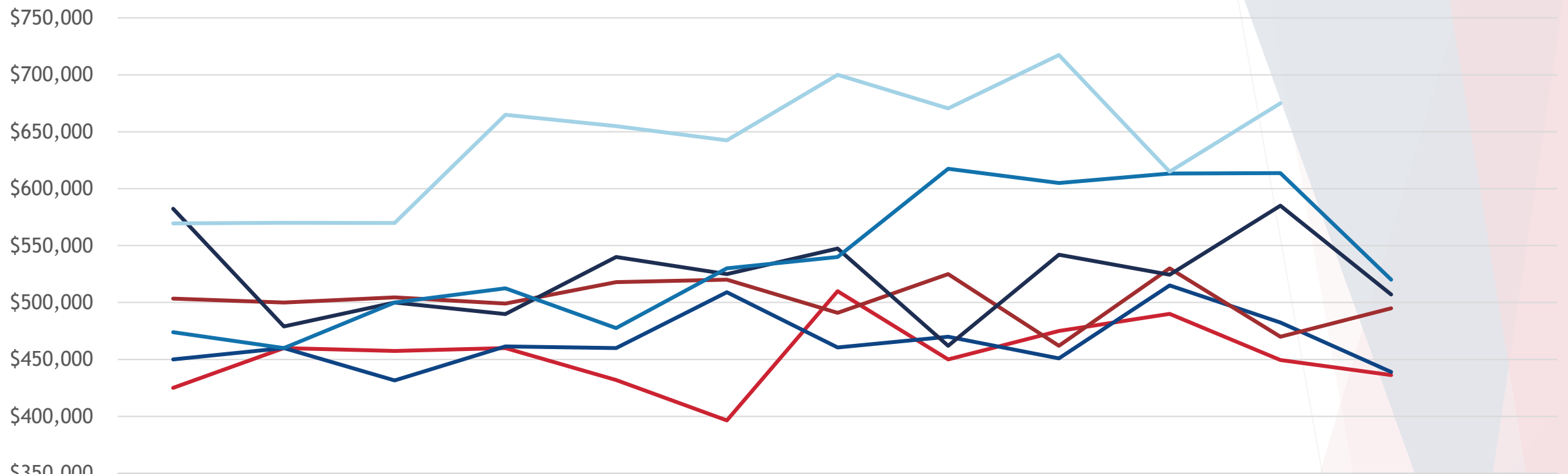
Based on information from REcolorado®, Inc. for the period January 1<sup>st</sup> 2016 through November 30<sup>th</sup> 2021 of detached single family homes in Elbert County, CO • Not all properties were listed and/or sold by RE/MAX Alliance. • This representation is based in whole or in part on content supplied by REcolorado®, Inc. REcolorado®, Inc. does not guarantee nor is it in any way responsible for its accuracy. Content maintained by REcolorado®, Inc. may not reflect all real estate activity in the market.



**RE/MAX**  
**ALLIANCE**

# MEDIAN SOLD PRICE • DETACHED HOMES

ELBERT COUNTY, CO



	Jan	Feb	Mar	Apr	May	Jun	Jul	Aug	Sep	Oct	Nov	Dec	Median for Year
— 2016	\$425,000	\$460,000	\$457,500	\$460,000	\$431,900	\$396,450	\$510,000	\$450,000	\$475,000	\$490,000	\$449,450	\$436,250	<b>\$453,750</b>
— 2017	\$450,000	\$459,950	\$431,500	\$461,450	\$460,000	\$509,000	\$460,450	\$470,000	\$451,000	\$515,000	\$482,500	\$438,900	<b>\$460,225</b>
— 2018	\$503,450	\$500,000	\$504,500	\$499,000	\$517,950	\$520,000	\$490,900	\$525,000	\$462,000	\$530,000	\$470,000	\$495,000	<b>\$501,725</b>
— 2019	\$582,450	\$478,950	\$499,950	\$489,900	\$540,000	\$524,900	\$547,500	\$462,000	\$542,000	\$524,450	\$585,000	\$507,000	<b>\$524,675</b>
— 2020	\$474,000	\$460,000	\$500,000	\$512,500	\$477,500	\$530,000	\$540,000	\$617,500	\$605,000	\$613,250	\$613,750	\$520,000	<b>\$525,000</b>
— 2021	\$569,500	\$570,000	\$569,900	\$665,000	\$655,000	\$642,500	\$700,000	\$670,500	\$717,500	\$615,000	\$675,000		<b>\$655,000</b>

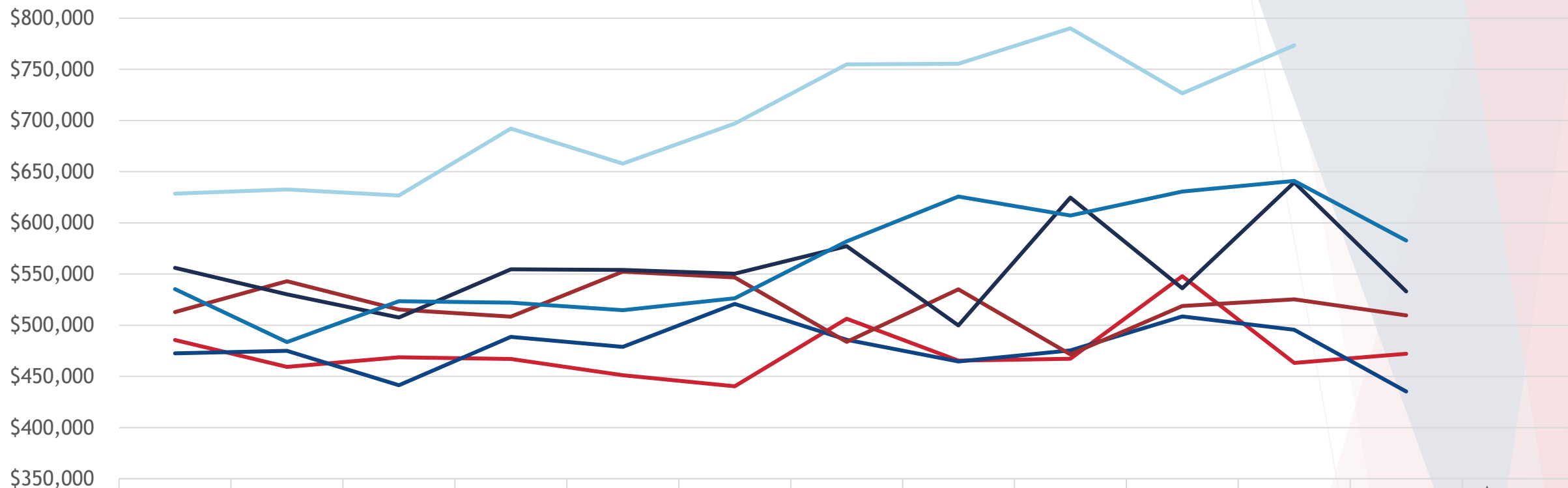
Based on information from REcolorado®, Inc. for the period January 1<sup>st</sup> 2016 through November 30<sup>th</sup> 2021 of detached single family homes in Elbert County, CO • Not all properties were listed and/or sold by RE/MAX Alliance. • This representation is based in whole or in part on content supplied by REcolorado®, Inc. REcolorado®, Inc. does not guarantee nor is it in any way responsible for its accuracy. Content maintained by REcolorado®, Inc. may not reflect all real estate activity in the market.



**RE/MAX**  
**ALLIANCE**

# AVERAGE SOLD PRICE • DETACHED HOMES

ELBERT COUNTY, CO



	Jan	Feb	Mar	Apr	May	Jun	Jul	Aug	Sep	Oct	Nov	Dec	Average for Year
— 2016	\$485,569	\$459,275	\$468,706	\$467,065	\$451,073	\$440,300	\$506,434	\$465,418	\$467,180	\$547,826	\$463,266	\$472,214	<b>\$474,527</b>
— 2017	\$472,486	\$474,931	\$441,458	\$488,609	\$478,954	\$520,773	\$485,810	\$464,611	\$475,312	\$508,636	\$495,583	\$435,371	<b>\$478,545</b>
— 2018	\$512,787	\$542,954	\$515,263	\$508,464	\$552,350	\$546,649	\$483,753	\$535,168	\$471,463	\$518,754	\$525,389	\$509,672	<b>\$518,556</b>
— 2019	\$556,118	\$530,245	\$507,579	\$554,716	\$553,960	\$550,430	\$577,316	\$499,858	\$624,685	\$536,133	\$639,610	\$533,044	<b>\$555,308</b>
— 2020	\$535,281	\$483,580	\$523,562	\$522,042	\$514,632	\$526,345	\$581,996	\$625,620	\$607,189	\$630,586	\$640,998	\$582,642	<b>\$564,539</b>
— 2021	\$628,652	\$632,713	\$626,753	\$692,044	\$657,959	\$696,988	\$754,877	\$755,388	\$790,006	\$726,442	\$773,332		<b>\$703,196</b>

Based on information from REcolorado®, Inc. for the period January 1<sup>st</sup> 2016 through November 30<sup>th</sup> 2021 of detached single family homes in Elbert County, CO • Not all properties were listed and/or sold by RE/MAX Alliance. • This representation is based in whole or in part on content supplied by REcolorado®, Inc. REcolorado®, Inc. does not guarantee nor is it in any way responsible for its accuracy. Content maintained by REcolorado®, Inc. may not reflect all real estate activity in the market.



**RE/MAX**  
**ALLIANCE**



## PERCENT OF SALES BY PRICE RANGE • DETACHED HOMES

HOME PRICE	2016	2017	2018	2019	2020	2021	Solds (2021)
\$0 - \$149,999	0.99%	1.39%	0.71%	0.36%	1.31%	0.36%	2
\$150,000 - \$199,999	1.98%	2.08%	1.07%	1.60%	0.82%	0.18%	1
\$200,000 - \$249,999	3.97%	3.12%	2.49%	0.89%	0.82%	1.08%	6
\$250,000 - \$299,999	7.14%	5.72%	4.80%	3.21%	1.96%	1.26%	7
<b>Total Under \$300,000</b>	<b>14.09%</b>	<b>12.31%</b>	<b>9.07%</b>	<b>6.06%</b>	<b>4.89%</b>	<b>2.88%</b>	<b>16</b>
\$300,000 - \$349,999	7.34%	7.97%	6.76%	7.49%	3.92%	2.70%	15
\$350,000 - \$399,999	14.48%	9.71%	7.65%	7.49%	7.67%	2.70%	15
\$400,000 - \$449,999	14.09%	14.04%	10.50%	10.70%	10.44%	7.01%	39
\$450,000 - \$499,999	14.48%	17.50%	16.01%	14.80%	11.91%	6.83%	38
<b>Total \$300,000 - \$499,999</b>	<b>50.40%</b>	<b>49.22%</b>	<b>40.93%</b>	<b>40.46%</b>	<b>33.93%</b>	<b>19.24%</b>	<b>107</b>
\$500,000 - \$599,999	15.28%	20.28%	22.24%	19.96%	20.39%	16.91%	94
\$600,000 - \$699,999	10.91%	9.71%	14.23%	14.80%	18.76%	18.71%	104
\$700,000 - \$749,999	2.98%	3.29%	3.02%	5.70%	5.71%	9.35%	52
\$750,000 - \$799,999	2.58%	2.95%	3.02%	3.39%	5.71%	4.68%	26
\$800,000 - \$899,999	2.58%	0.87%	4.09%	4.46%	4.08%	8.63%	48
\$900,000 - \$999,999	0.79%	0.17%	1.25%	1.96%	3.26%	6.65%	37
<b>Total \$500,000 - \$999,999</b>	<b>35.12%</b>	<b>37.26%</b>	<b>47.86%</b>	<b>50.27%</b>	<b>57.91%</b>	<b>64.93%</b>	<b>361</b>
\$1,000,000 - \$1,499,999	0.20%	0.87%	1.78%	2.50%	2.94%	10.61%	59
\$1,500,000 - \$1,999,999	0.00%	0.17%	0.36%	0.36%	0.33%	1.62%	9
\$2,000,000 - \$2,999,999	0.00%	0.17%	0.00%	0.18%	0.00%	0.54%	3
\$3,000,000+	0.20%	0.00%	0.00%	0.18%	0.00%	0.18%	1
<b>Total \$1,000,000+</b>	<b>0.40%</b>	<b>1.21%</b>	<b>2.14%</b>	<b>3.21%</b>	<b>3.26%</b>	<b>12.95%</b>	<b>72</b>



# RE/MAX ALLIANCE

Based on information from REcolorado®, Inc. for the period January 1<sup>st</sup> 2016 through November 30<sup>th</sup> 2021 of detached single family homes in Elbert County, CO

- Not all properties were listed and/or sold by RE/MAX Alliance. • This representation is based in whole or in part on content supplied by REcolorado®, Inc. REcolorado®, Inc. does not guarantee nor is it in any way responsible for its accuracy. Content maintained by REcolorado®, Inc. may not reflect all real estate activity in the market.