

Douglas County, CO

Residential Market Statistics

Year to Date through May 2021



506 Castle Pines Parkway
Castle Rock, Colorado 80108
Direct: 720-390-8434



Provided By:

RE/MAX ALLIANCE

7437 Village Square Dr. #105, Castle Pines, CO 80108 | 303-865-3400
Each office independently owned & operated  

Detached Single Family Homes

Douglas County, CO • YTD through May 2021



HISTORICAL MEDIAN SALES PRICE • DETACHED HOMES

DOUGLAS COUNTY, CO



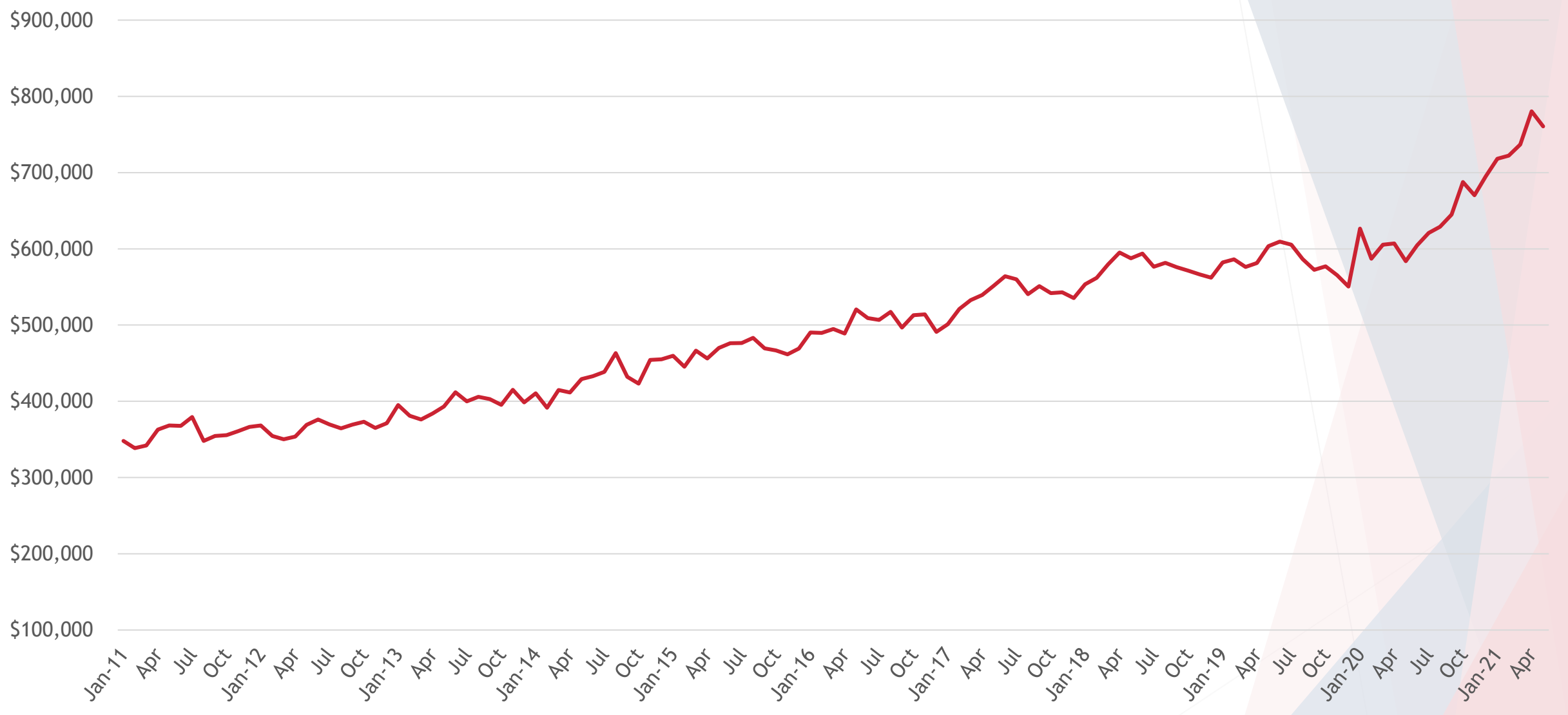
Based on information from REcolorado®, Inc. for the period January 1st 2011 through May 31st 2021 of detached single family homes in Douglas County, CO • Not all properties were listed and/or sold by RE/MAX Alliance. • This representation is based in whole or in part on content supplied by REcolorado®, Inc. REcolorado®, Inc. does not guarantee nor is it in any way responsible for its accuracy. Content maintained by REcolorado®, Inc. may not reflect all real estate activity in the market.



RE/MAX
ALLIANCE

HISTORICAL AVERAGE SALES PRICE • DETACHED HOMES

DOUGLAS COUNTY, CO



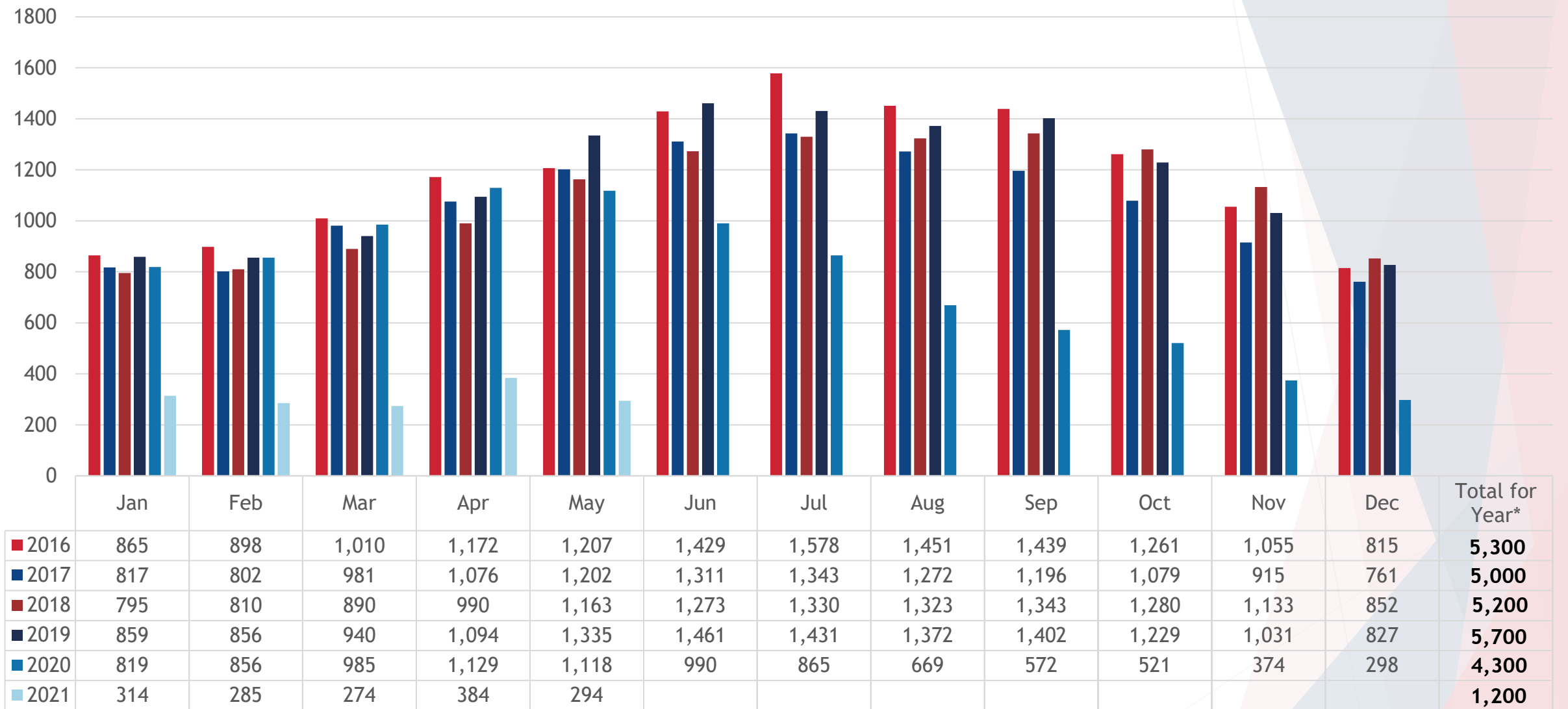
Based on information from REcolorado®, Inc. for the period January 1st 2011 through May 31st 2021 of detached single family homes in Douglas County, CO • Not all properties were listed and/or sold by RE/MAX Alliance. • This representation is based in whole or in part on content supplied by REcolorado®, Inc. REcolorado®, Inc. does not guarantee nor is it in any way responsible for its accuracy. Content maintained by REcolorado®, Inc. may not reflect all real estate activity in the market.



RE/MAX
ALLIANCE

RESIDENTIAL INVENTORY • DETACHED HOMES

DOUGLAS COUNTY, CO



Based on information from REcolorado®, Inc. for the period January 1st 2016 through May 31st 2021 of detached single family homes in Douglas County, CO • Not all properties were listed and/or sold by RE/MAX Alliance. • This representation is based in whole or in part on content supplied by REcolorado®, Inc. REcolorado®, Inc. does not guarantee nor is it in any way responsible for its accuracy. Content maintained by REcolorado®, Inc. may not reflect all real estate activity in the market.

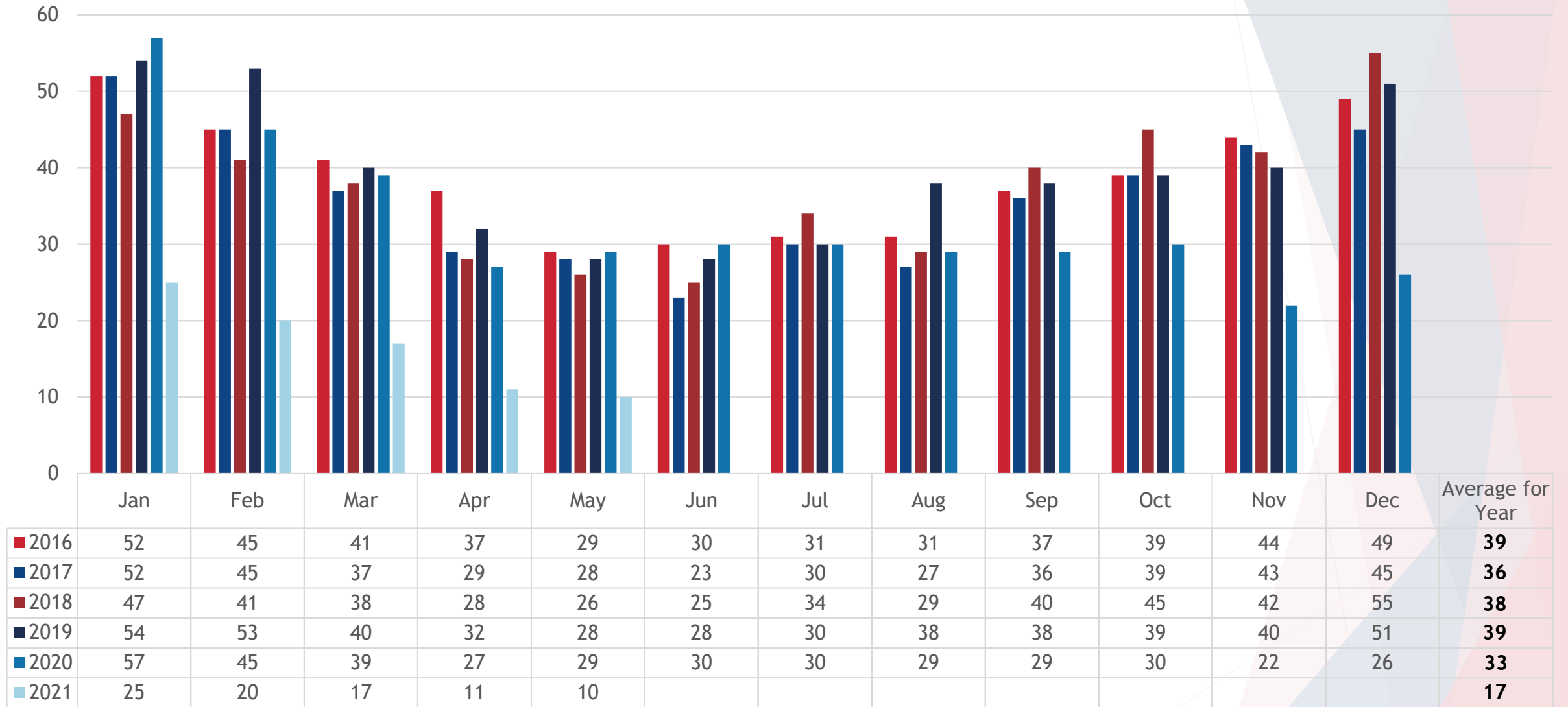
*Approximate total number of listings for the year.



RE/MAX
ALLIANCE

AVERAGE DAYS ON MARKET • DETACHED HOMES

DOUGLAS COUNTY, CO



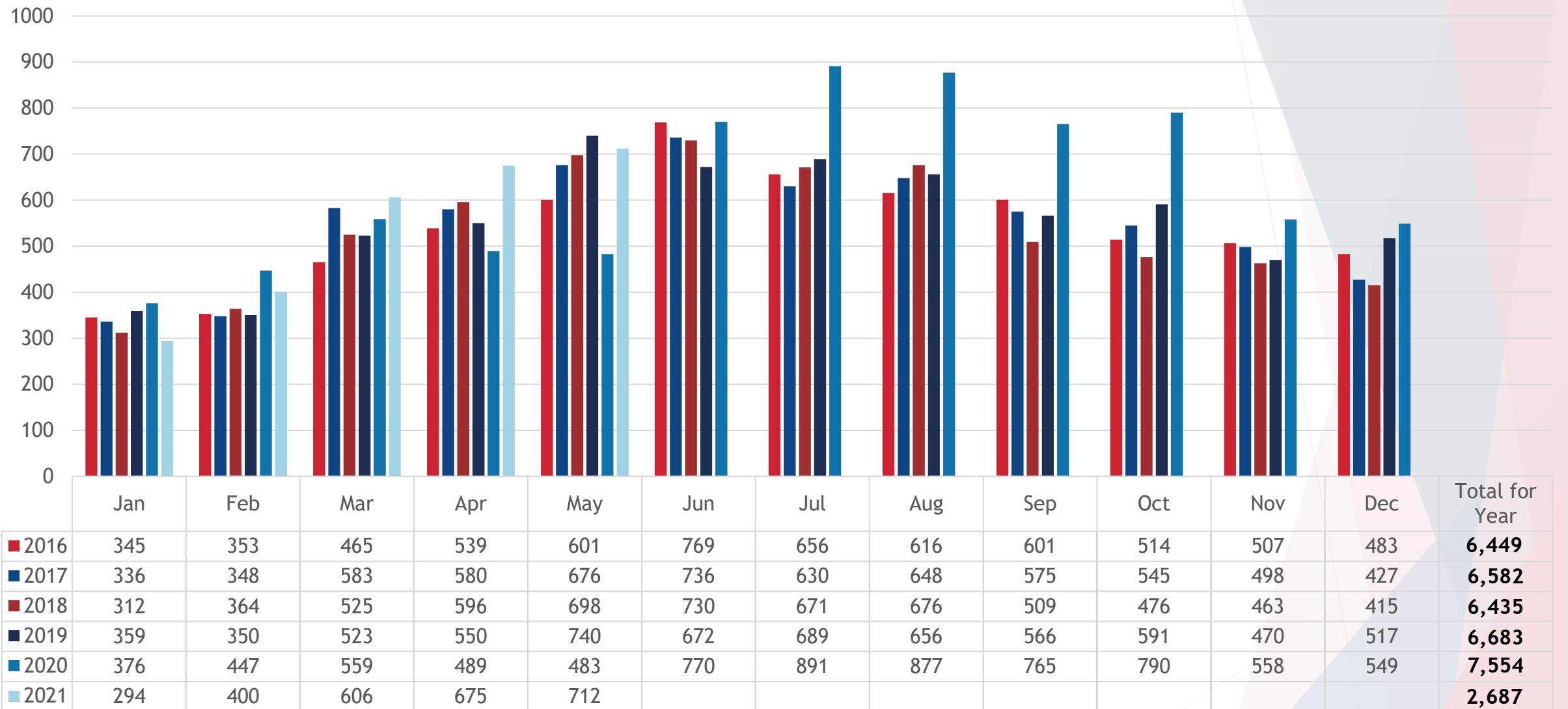
Based on information from REcolorado®, Inc. for the period January 1st 2016 through May 31st 2021 of detached single family homes in Douglas County, CO • Not all properties were listed and/or sold by RE/MAX Alliance. • This representation is based in whole or in part on content supplied by REcolorado®, Inc. REcolorado®, Inc. does not guarantee nor is it in any way responsible for its accuracy. Content maintained by REcolorado®, Inc. may not reflect all real estate activity in the market.



RE/MAX
ALLIANCE

NUMBER OF SALES • DETACHED HOMES

DOUGLAS COUNTY, CO



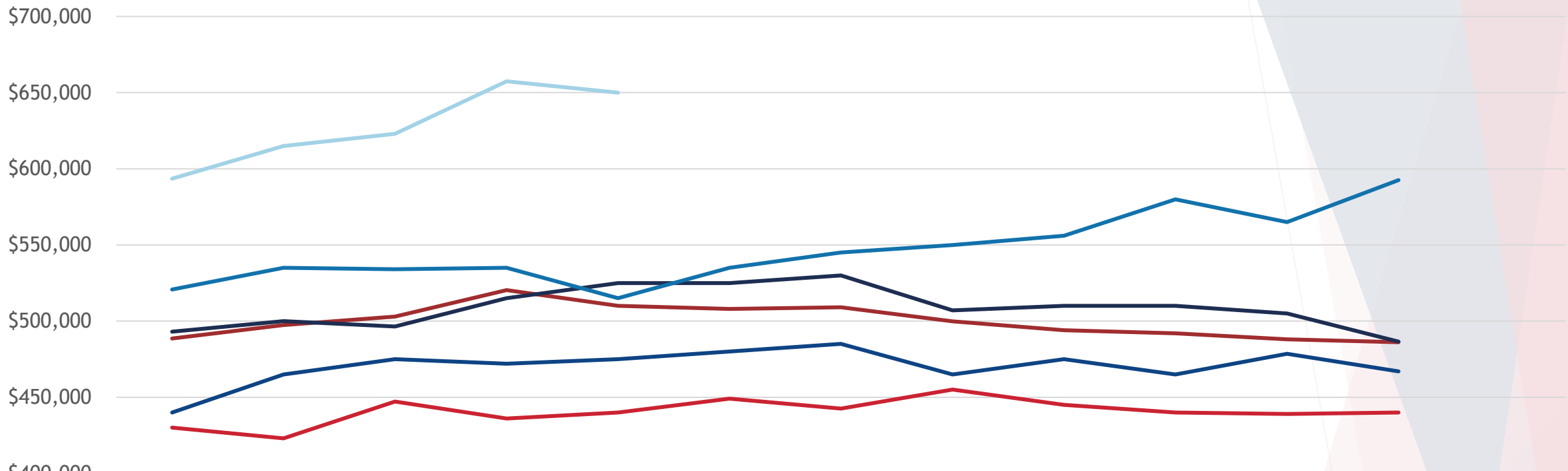
Based on information from REcolorado®, Inc. for the period January 1st 2016 through May 31st 2021 of detached single family homes in Douglas County, CO • Not all properties were listed and/or sold by RE/MAX Alliance. • This representation is based in whole or in part on content supplied by REcolorado®, Inc. REcolorado®, Inc. does not guarantee nor is it in any way responsible for its accuracy. Content maintained by REcolorado®, Inc. may not reflect all real estate activity in the market.



RE/MAX
ALLIANCE

MEDIAN SOLD PRICE • DETACHED HOMES

DOUGLAS COUNTY, CO



	Jan	Feb	Mar	Apr	May	Jun	Jul	Aug	Sep	Oct	Nov	Dec	Median for Year
2016	\$430,000	\$423,000	\$447,110	\$436,000	\$440,000	\$449,000	\$442,500	\$455,000	\$445,000	\$440,000	\$439,000	\$440,000	\$440,000
2017	\$439,950	\$464,900	\$475,000	\$472,000	\$475,000	\$480,000	\$485,000	\$465,000	\$475,000	\$465,000	\$478,500	\$467,000	\$473,500
2018	\$488,600	\$497,450	\$503,000	\$520,350	\$510,000	\$508,000	\$509,000	\$499,900	\$494,000	\$492,000	\$488,000	\$486,146	\$498,675
2019	\$493,000	\$500,000	\$496,460	\$515,000	\$524,995	\$525,000	\$530,000	\$507,000	\$509,950	\$510,000	\$505,000	\$486,500	\$508,475
2020	\$520,800	\$535,000	\$534,000	\$535,000	\$515,000	\$534,995	\$545,000	\$550,000	\$556,000	\$580,000	\$565,000	\$592,500	\$540,000
2021	\$593,462	\$615,000	\$623,025	\$657,400	\$650,000								\$623,025

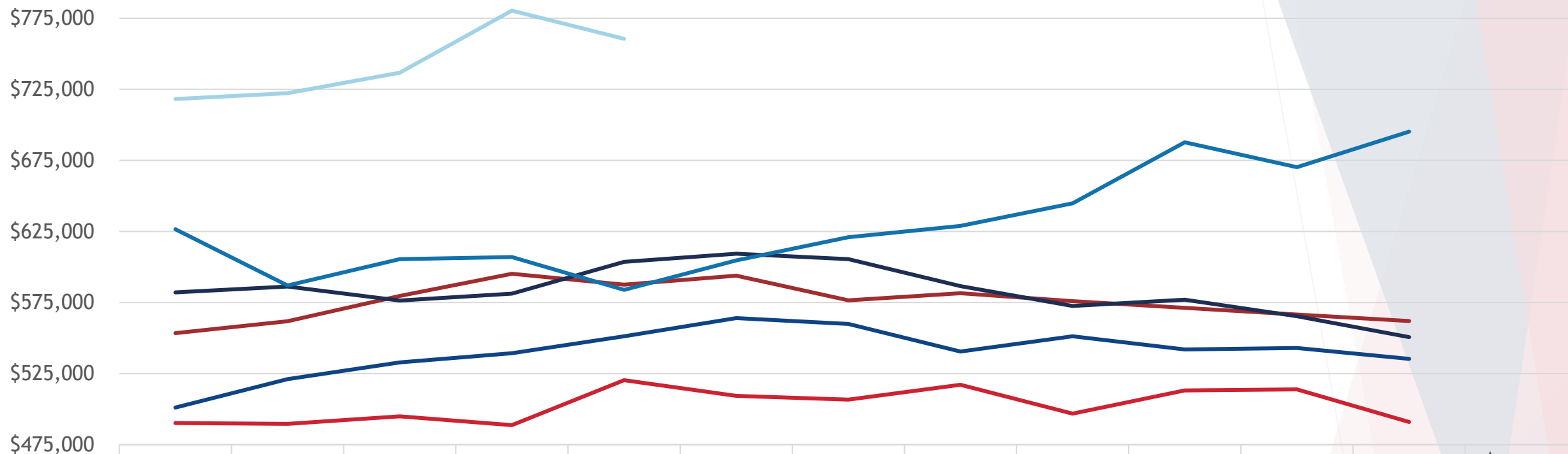
Based on information from REcolorado®, Inc. for the period January 1st 2016 through May 31st 2021 of detached single family homes in Douglas County, CO • Not all properties were listed and/or sold by RE/MAX Alliance. • This representation is based in whole or in part on content supplied by REcolorado®, Inc. REcolorado®, Inc. does not guarantee nor is it in any way responsible for its accuracy. Content maintained by REcolorado®, Inc. may not reflect all real estate activity in the market.



RE/MAX
ALLIANCE

AVERAGE SOLD PRICE • DETACHED HOMES

DOUGLAS COUNTY, CO



	Jan	Feb	Mar	Apr	May	Jun	Jul	Aug	Sep	Oct	Nov	Dec	Average for Year
— 2016	\$490,247	\$489,605	\$494,928	\$488,765	\$520,390	\$509,253	\$506,697	\$517,180	\$496,766	\$513,069	\$513,895	\$490,934	\$502,644
— 2017	\$501,068	\$521,032	\$532,799	\$539,349	\$551,285	\$564,096	\$559,976	\$540,555	\$551,189	\$542,016	\$542,974	\$535,335	\$540,140
— 2018	\$553,417	\$561,828	\$579,581	\$595,188	\$587,620	\$593,928	\$576,472	\$581,580	\$575,881	\$571,310	\$566,544	\$562,035	\$575,449
— 2019	\$582,138	\$586,199	\$576,348	\$581,260	\$603,612	\$609,359	\$605,443	\$586,483	\$572,525	\$576,914	\$565,338	\$550,633	\$583,021
— 2020	\$626,512	\$586,928	\$605,540	\$607,005	\$583,896	\$604,652	\$620,921	\$628,852	\$644,830	\$687,738	\$670,291	\$695,246	\$630,201
— 2021	\$718,217	\$722,284	\$736,728	\$780,435	\$760,547								\$743,642

Based on information from REcolorado®, Inc. for the period January 1st 2016 through May 31st 2021 of detached single family homes in Douglas County, CO • Not all properties were listed and/or sold by RE/MAX Alliance. • This representation is based in whole or in part on content supplied by REcolorado®, Inc. REcolorado®, Inc. does not guarantee nor is it in any way responsible for its accuracy. Content maintained by REcolorado®, Inc. may not reflect all real estate activity in the market.



RE/MAX
ALLIANCE

PERCENT OF SALES BY PRICE RANGE • DETACHED HOMES

DOUGLAS COUNTY, CO

HOME PRICE	2016	2017	2018	2019	2020	2021	Solds (2021)
\$0 - \$149,999	0.03%	0.02%	0.03%	0.01%	0.00%	0.04%	1
\$150,000 - \$199,999	0.08%	0.00%	0.00%	0.01%	0.00%	0.00%	0
\$200,000 - \$249,999	0.39%	0.15%	0.05%	0.01%	0.01%	0.04%	1
\$250,000 - \$299,999	2.61%	1.11%	0.32%	0.27%	0.12%	0.07%	2
Total Under \$300,000	3.10%	1.28%	0.40%	0.31%	0.13%	0.15%	4
\$300,000 - \$349,999	12.90%	6.41%	2.74%	1.78%	0.66%	0.11%	3
\$350,000 - \$399,999	18.51%	17.21%	12.02%	9.97%	4.01%	0.37%	10
\$400,000 - \$449,999	18.14%	17.12%	17.73%	17.92%	13.37%	3.87%	104
\$450,000 - \$499,999	14.14%	16.10%	16.47%	16.91%	16.60%	9.19%	247
Total \$300,000 - \$499,999	63.70%	56.85%	48.97%	46.58%	34.64%	13.55%	364
\$500,000 - \$599,999	14.92%	19.30%	22.31%	24.25%	27.68%	27.24%	732
\$600,000 - \$699,999	7.19%	8.98%	11.39%	12.03%	15.24%	21.21%	570
\$700,000 - \$749,999	2.71%	2.12%	3.19%	3.05%	4.86%	6.62%	178
\$750,000 - \$799,999	1.32%	2.04%	2.39%	2.35%	3.03%	5.28%	142
\$800,000 - \$899,999	1.91%	2.56%	3.22%	3.09%	4.20%	7.74%	208
\$900,000 - \$999,999	1.50%	2.12%	2.34%	1.85%	2.57%	4.02%	108
Total \$500,000 - \$999,999	29.55%	37.11%	44.84%	46.63%	57.57%	72.13%	1,938
\$1,000,000 - \$1,499,999	2.61%	3.26%	3.98%	4.66%	5.24%	9.23%	248
\$1,500,000 - \$1,999,999	0.59%	0.87%	1.19%	1.27%	1.60%	3.39%	91
\$2,000,000 - \$2,999,999	0.39%	0.49%	0.49%	0.46%	0.69%	1.23%	33
\$3,000,000+	0.06%	0.15%	0.14%	0.09%	0.12%	0.33%	9
Total \$1,000,000+	3.64%	4.76%	5.79%	6.48%	7.65%	14.18%	381



**RE/MAX
ALLIANCE**

Based on information from REcolorado®, Inc. for the period January 1st 2016 through May 31st 2021 of detached single family homes in Douglas County, CO • Not all properties were listed and/or sold by RE/MAX Alliance. • This representation is based in whole or in part on content supplied by REcolorado®, Inc. REcolorado®, Inc. does not guarantee nor is it in any way responsible for its accuracy. Content maintained by REcolorado®, Inc. may not reflect all real estate activity in the market.

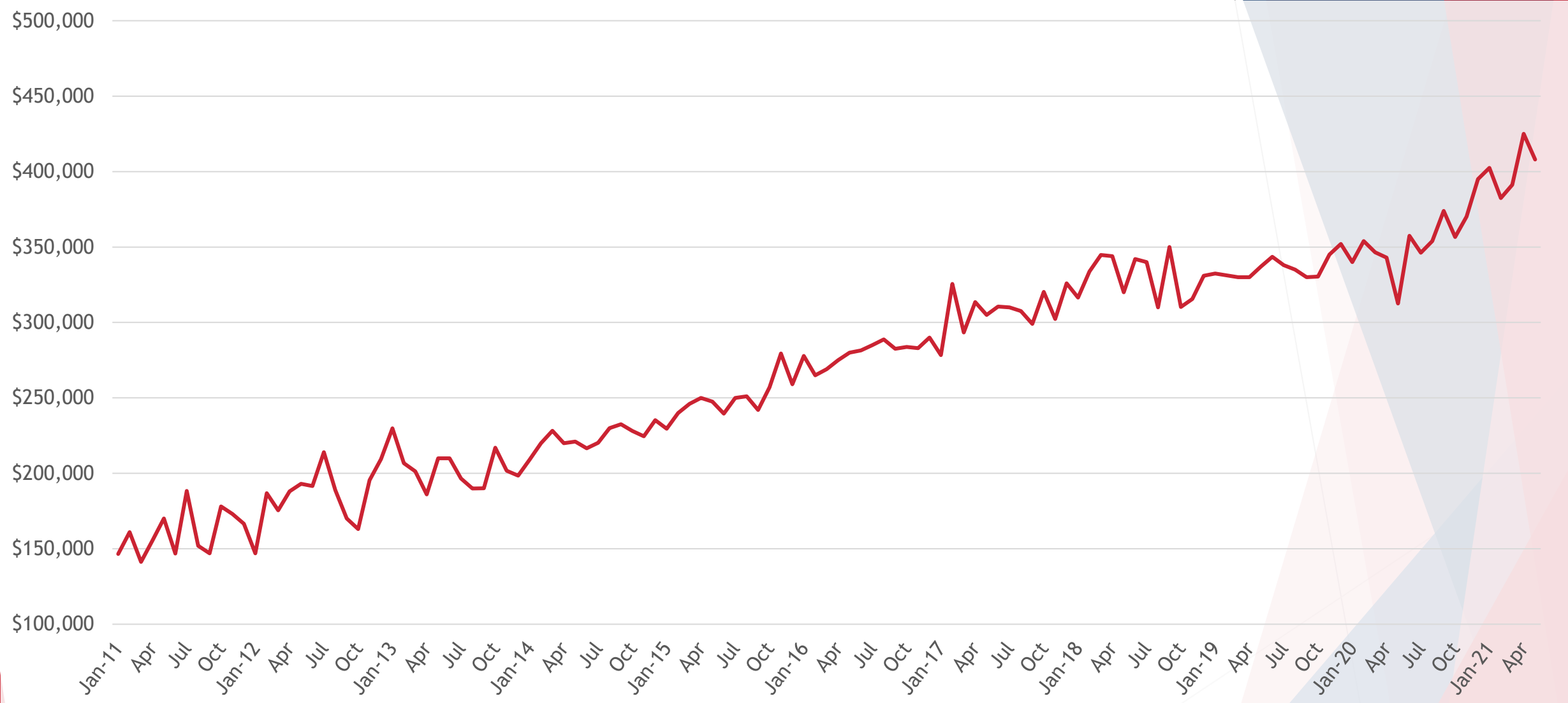
Attached Single Family Homes

Douglas County, CO • YTD through May 2021



HISTORICAL MEDIAN SALES PRICE • ATTACHED HOMES

DOUGLAS COUNTY, CO



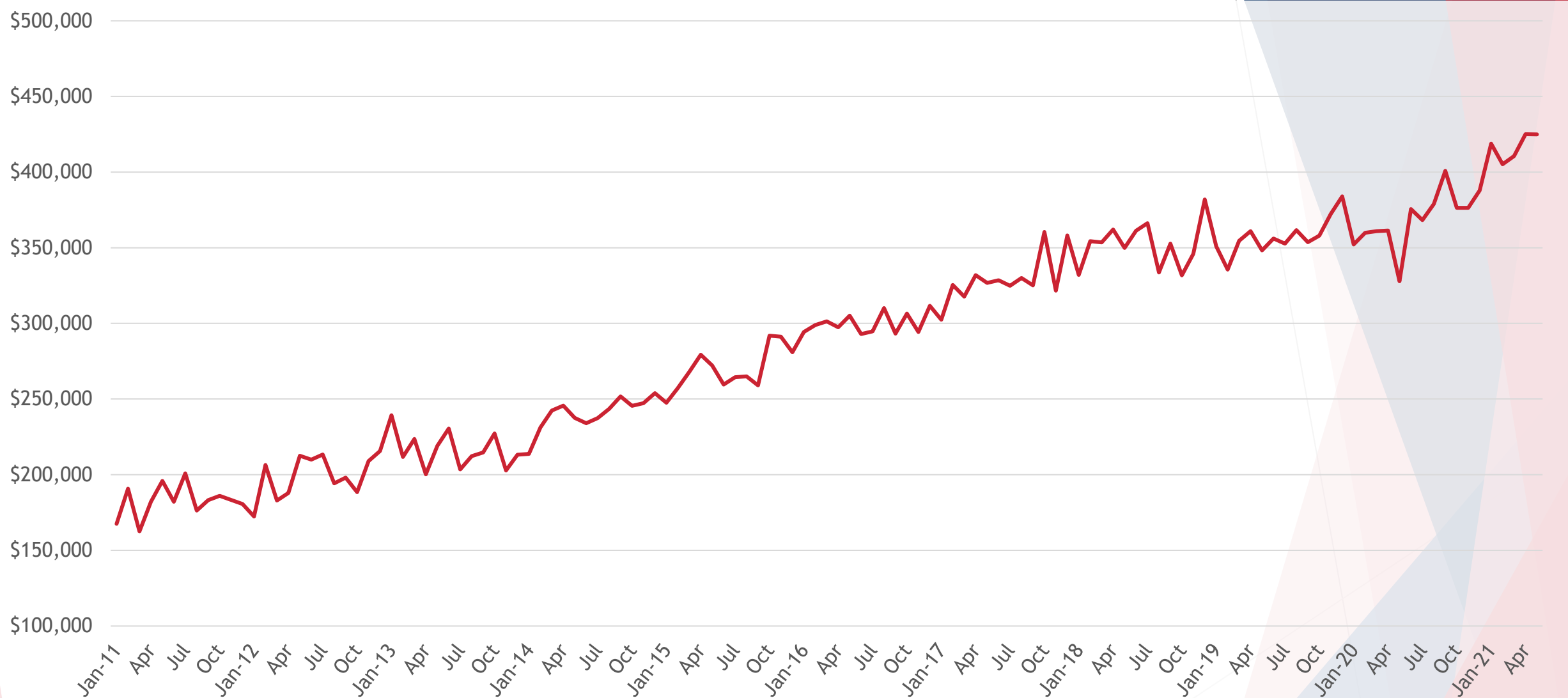
Based on information from REcolorado®, Inc. for the period January 1st 2011 through May 31st 2021 of attached single family homes in Douglas County, CO • Not all properties were listed and/or sold by RE/MAX Alliance. • This representation is based in whole or in part on content supplied by REcolorado®, Inc. REcolorado®, Inc. does not guarantee nor is it in any way responsible for its accuracy. Content maintained by REcolorado®, Inc. may not reflect all real estate activity in the market.



RE/MAX
ALLIANCE

HISTORICAL AVERAGE SALES PRICE • ATTACHED HOMES

DOUGLAS COUNTY, CO



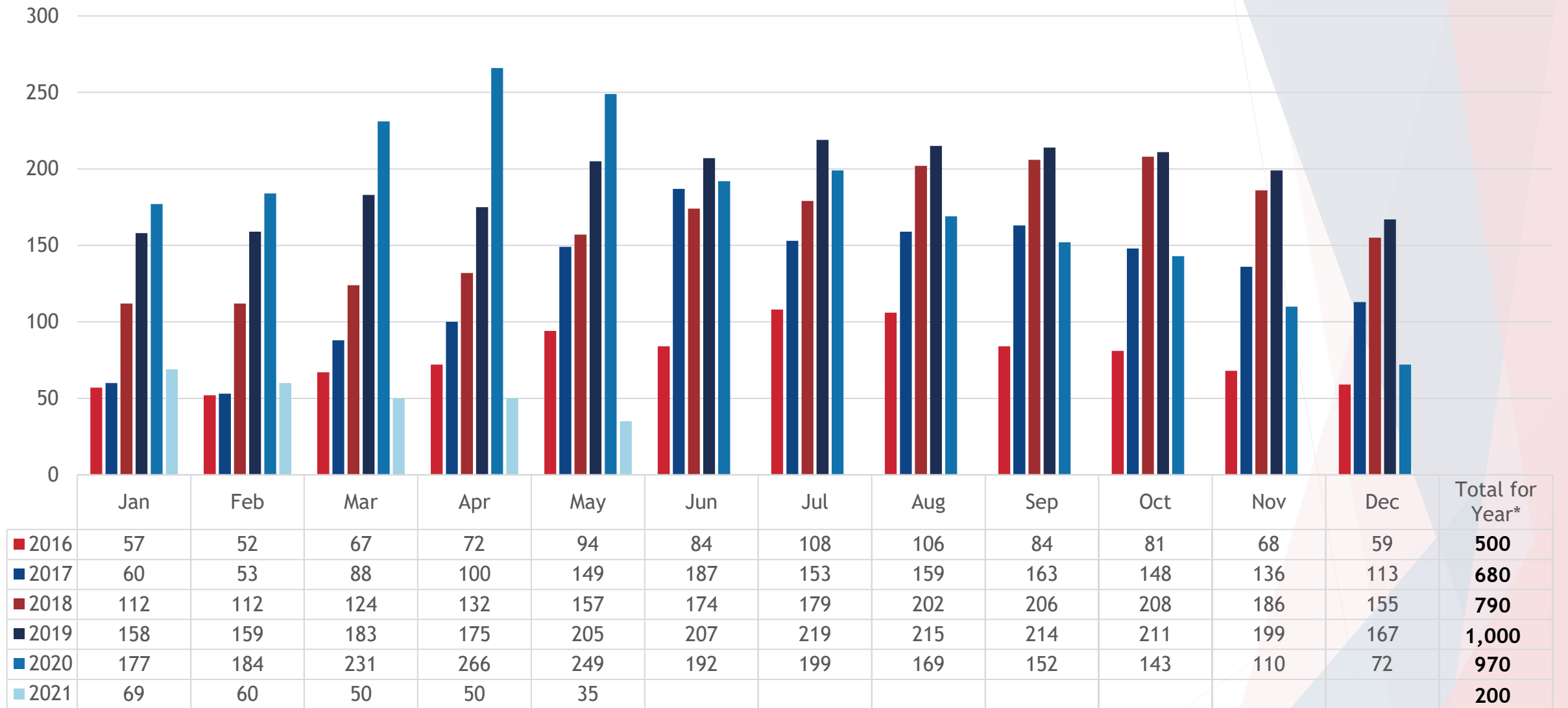
Based on information from REcolorado®, Inc. for the period January 1st 2011 through May 31st 2021 of attached single family homes in Douglas County, CO • Not all properties were listed and/or sold by RE/MAX Alliance. • This representation is based in whole or in part on content supplied by REcolorado®, Inc. REcolorado®, Inc. does not guarantee nor is it in any way responsible for its accuracy. Content maintained by REcolorado®, Inc. may not reflect all real estate activity in the market.



RE/MAX
ALLIANCE

RESIDENTIAL INVENTORY • ATTACHED HOMES

DOUGLAS COUNTY, CO



Based on information from REcolorado®, Inc. for the period January 1st 2016 through May 31st 2021 of attached single family homes in Douglas County, CO • Not all properties were listed and/or sold by RE/MAX Alliance. • This representation is based in whole or in part on content supplied by REcolorado®, Inc. REcolorado®, Inc. does not guarantee nor is it in any way responsible for its accuracy. Content maintained by REcolorado®, Inc. may not reflect all real estate activity in the market.

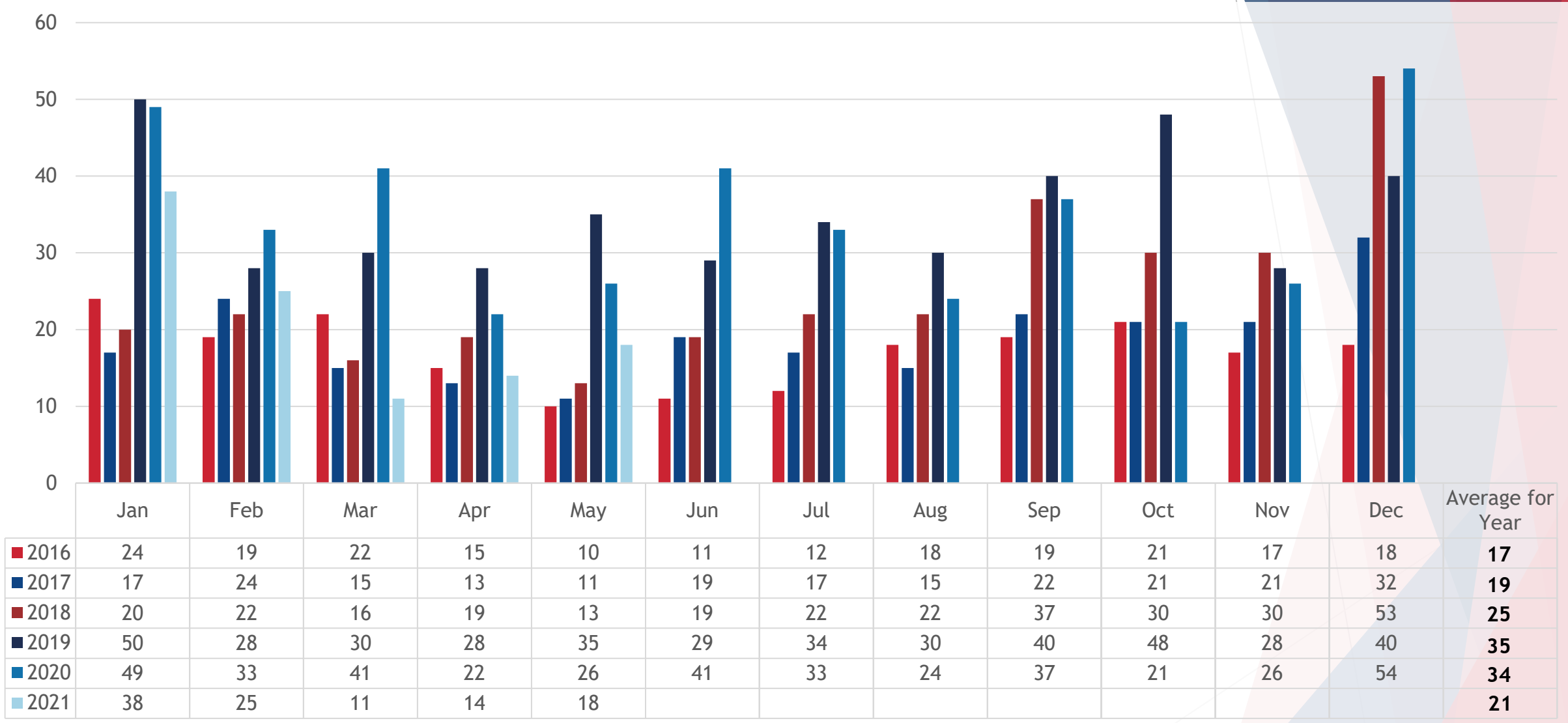
*Approximate total number of listings for the year



RE/MAX
ALLIANCE

AVERAGE DAYS ON MARKET • ATTACHED HOMES

DOUGLAS COUNTY, CO

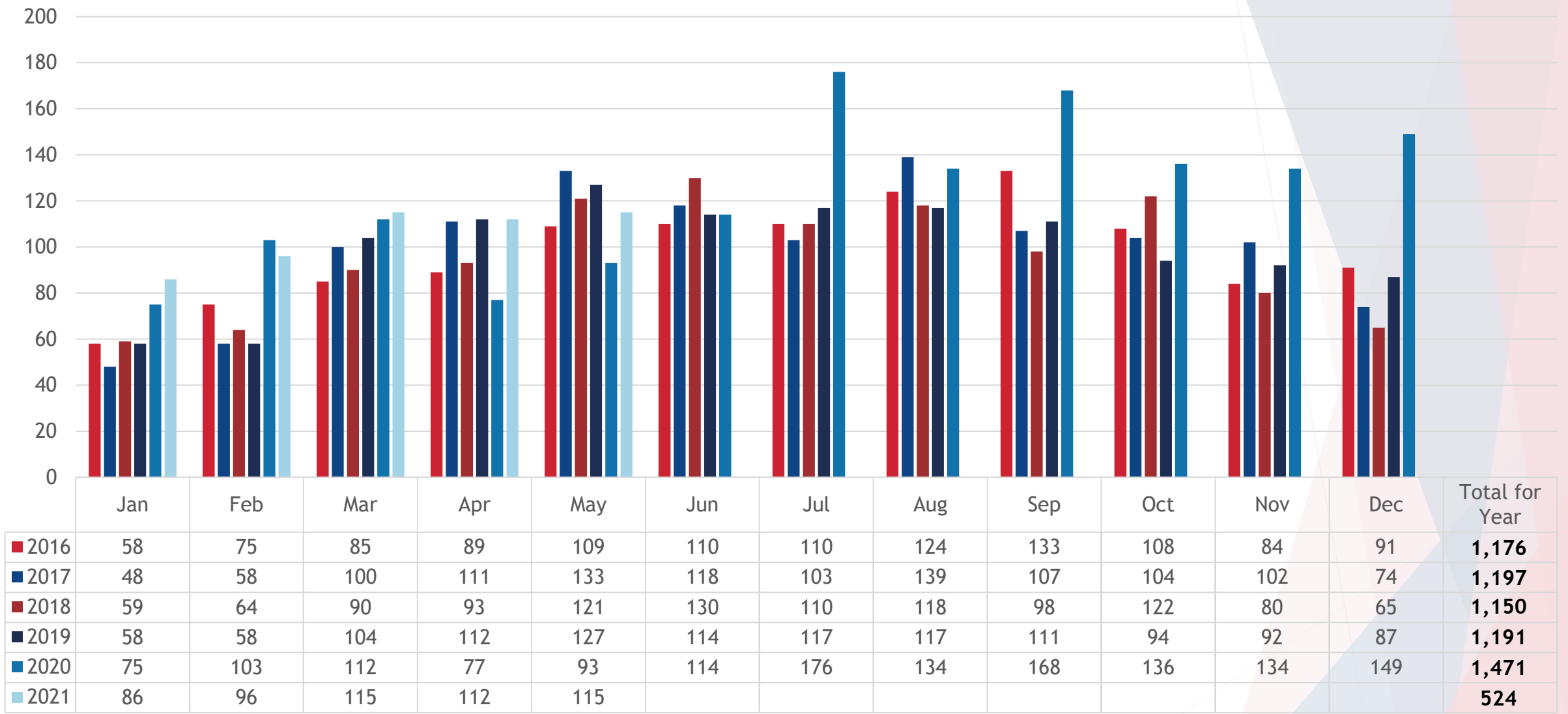


Based on information from REcolorado®, Inc. for the period January 1st 2016 through May 31st 2021 of attached single family homes in Douglas County, CO • Not all properties were listed and/or sold by RE/MAX Alliance. • This representation is based in whole or in part on content supplied by REcolorado®, Inc. REcolorado®, Inc. does not guarantee nor is it in any way responsible for its accuracy. Content maintained by REcolorado®, Inc. may not reflect all real estate activity in the market.



NUMBER OF SALES • ATTACHED HOMES

DOUGLAS COUNTY, CO



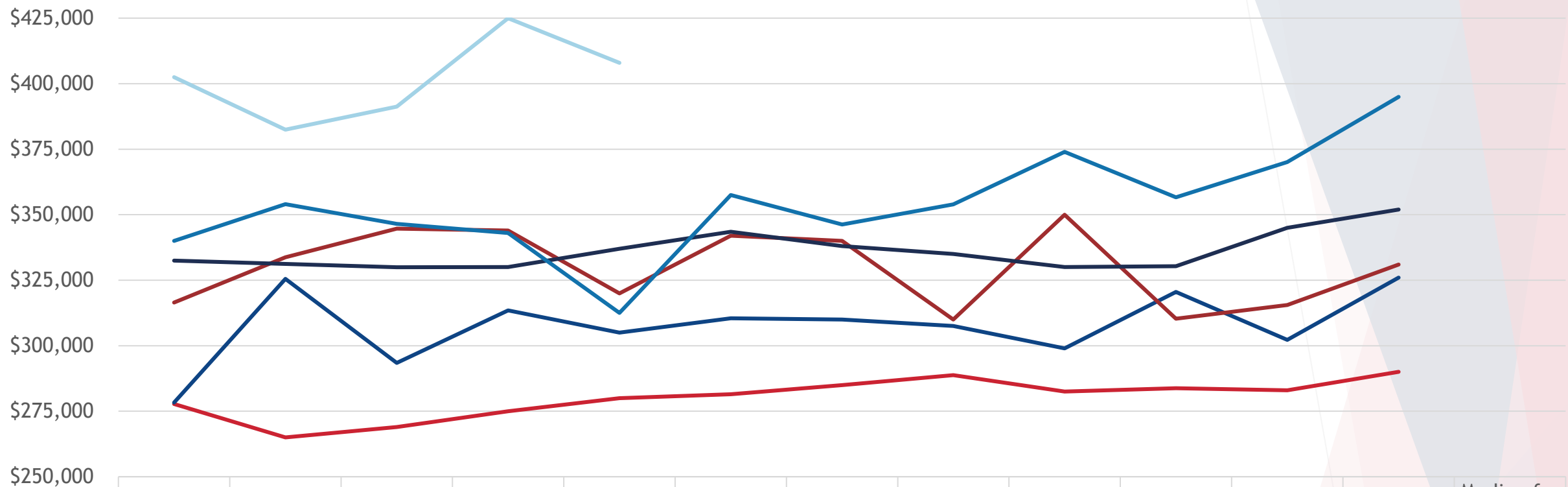
Based on information from REcolorado®, Inc. for the period January 1st 2016 through May 31st 2021 of attached single family homes in Douglas County, CO • Not all properties were listed and/or sold by RE/MAX Alliance. • This representation is based in whole or in part on content supplied by REcolorado®, Inc. REcolorado®, Inc. does not guarantee nor is it in any way responsible for its accuracy. Content maintained by REcolorado®, Inc. may not reflect all real estate activity in the market.



RE/MAX
ALLIANCE

MEDIAN SOLD PRICE • ATTACHED HOMES

DOUGLAS COUNTY, CO



	Jan	Feb	Mar	Apr	May	Jun	Jul	Aug	Sep	Oct	Nov	Dec	Median for Year
— 2016	\$277,760	\$265,000	\$269,000	\$275,000	\$280,000	\$281,500	\$285,000	\$288,750	\$282,500	\$283,750	\$283,000	\$290,000	\$282,000
— 2017	\$278,300	\$325,500	\$293,400	\$313,500	\$305,000	\$310,500	\$310,000	\$307,500	\$299,000	\$320,500	\$302,250	\$326,000	\$308,750
— 2018	\$316,500	\$333,750	\$344,688	\$344,000	\$320,000	\$342,000	\$340,000	\$310,000	\$350,000	\$310,293	\$315,500	\$331,000	\$332,375
— 2019	\$332,500	\$331,250	\$329,950	\$330,000	\$337,000	\$343,500	\$338,000	\$335,000	\$330,000	\$330,384	\$345,000	\$352,000	\$333,750
— 2020	\$340,000	\$354,000	\$346,500	\$343,000	\$312,500	\$357,500	\$346,250	\$353,950	\$373,950	\$356,671	\$370,130	\$395,000	\$353,975
— 2021	\$402,494	\$382,500	\$391,220	\$425,002	\$408,000								\$402,494

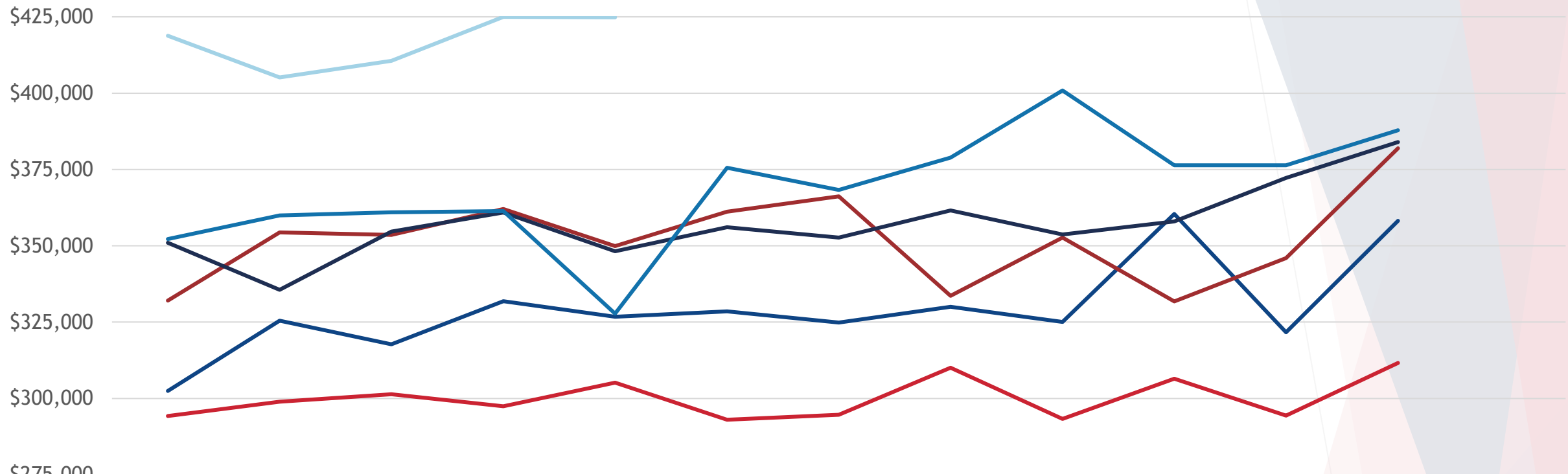
Based on information from REcolorado®, Inc. for the period January 1st 2016 through May 31st 2021 of attached single family homes in Douglas County, CO • Not all properties were listed and/or sold by RE/MAX Alliance. • This representation is based in whole or in part on content supplied by REcolorado®, Inc. REcolorado®, Inc. does not guarantee nor is it in any way responsible for its accuracy. Content maintained by REcolorado®, Inc. may not reflect all real estate activity in the market.



RE/MAX
ALLIANCE

AVERAGE SOLD PRICE • ATTACHED HOMES

DOUGLAS COUNTY, CO



	Jan	Feb	Mar	Apr	May	Jun	Jul	Aug	Sep	Oct	Nov	Dec	Average for Year
— 2016	\$294,274	\$298,951	\$301,362	\$297,431	\$305,182	\$293,005	\$294,664	\$310,086	\$293,285	\$306,475	\$294,367	\$311,606	\$300,057
— 2017	\$302,427	\$325,439	\$317,710	\$331,842	\$326,728	\$328,505	\$324,843	\$329,996	\$325,082	\$360,422	\$321,687	\$358,162	\$329,404
— 2018	\$332,045	\$354,374	\$353,596	\$362,068	\$349,896	\$361,201	\$366,211	\$333,639	\$352,663	\$331,767	\$345,991	\$381,937	\$352,116
— 2019	\$351,013	\$335,583	\$354,665	\$360,939	\$348,231	\$356,121	\$352,719	\$361,585	\$353,691	\$358,021	\$372,260	\$383,984	\$357,401
— 2020	\$352,198	\$359,924	\$360,986	\$361,356	\$327,793	\$375,572	\$368,312	\$378,929	\$400,910	\$376,379	\$376,395	\$387,827	\$368,882
— 2021	\$418,824	\$405,174	\$410,569	\$425,014	\$424,890								\$416,894

Based on information from REcolorado®, Inc. for the period January 1st 2016 through May 31st 2021 of attached single family homes in Douglas County, CO • Not all properties were listed and/or sold by RE/MAX Alliance. • This representation is based in whole or in part on content supplied by REcolorado®, Inc. REcolorado®, Inc. does not guarantee nor is it in any way responsible for its accuracy. Content maintained by REcolorado®, Inc. may not reflect all real estate activity in the market.



PERCENT OF SALES BY PRICE RANGE • ATTACHED HOMES

HOME PRICE	2016	2017	2018	2019	2020	2021	Solds (2021)
\$0 - \$149,999	1.70%	1.07%	0.17%	0.00%	0.07%	0.00%	0
\$150,000 - \$199,999	9.01%	3.87%	1.71%	2.00%	1.43%	0.57%	3
\$200,000 - \$249,999	24.57%	17.07%	8.28%	8.32%	3.74%	3.05%	16
\$250,000 - \$299,999	25.51%	24.81%	24.83%	22.88%	17.47%	7.63%	40
Total Under \$300,000	60.80%	46.83%	34.98%	33.19%	22.71%	11.26%	59
\$300,000 - \$349,999	15.39%	19.79%	24.15%	22.38%	25.08%	20.04%	105
\$350,000 - \$399,999	11.14%	13.93%	15.02%	16.14%	17.34%	16.79%	88
\$400,000 - \$449,999	4.59%	8.33%	11.86%	14.31%	17.27%	15.65%	82
\$450,000 - \$499,999	2.64%	3.46%	6.40%	5.91%	9.59%	16.60%	87
Total \$300,000 - \$499,999	33.76%	45.51%	57.42%	58.74%	69.27%	69.08%	362
\$500,000 - \$599,999	3.06%	3.63%	4.27%	4.16%	4.89%	14.50%	76
\$600,000 - \$699,999	1.45%	2.14%	1.37%	1.75%	1.77%	2.67%	14
\$700,000 - \$749,999	0.34%	0.82%	0.43%	1.00%	0.20%	0.95%	5
\$750,000 - \$799,999	0.17%	0.41%	0.60%	0.33%	0.41%	0.19%	1
\$800,000 - \$899,999	0.43%	0.66%	0.51%	0.58%	0.41%	0.95%	5
\$900,000 - \$999,999	0.00%	0.00%	0.43%	0.25%	0.34%	0.19%	1
Total \$500,000 - \$999,999	5.44%	7.67%	7.59%	8.07%	8.02%	19.47%	102
\$1,000,000 - \$1,499,999	0.00%	0.00%	0.00%	0.00%	0.00%	0.19%	1
\$1,500,000 - \$1,999,999	0.00%	0.00%	0.00%	0.00%	0.00%	0.00%	0
\$2,000,000 - \$2,999,999	0.00%	0.00%	0.00%	0.00%	0.00%	0.00%	0
\$3,000,000+	0.00%	0.00%	0.00%	0.00%	0.00%	0.00%	0
Total \$1,000,000+	0.00%	0.00%	0.00%	0.00%	0.00%	0.19%	1



RE/MAX ALLIANCE

Based on information from REcolorado®, Inc. for the period January 1st 2016 through May 31st 2021 of attached single family homes in Douglas County, CO • Not all properties were listed and/or sold by RE/MAX Alliance. • This representation is based in whole or in part on content supplied by REcolorado®, Inc. REcolorado®, Inc. does not guarantee nor is it in any way responsible for its accuracy. Content maintained by REcolorado®, Inc. may not reflect all real estate activity in the market.